





5K MALE


Fresh Start 5K & 10K Plano Pacers Running Club


www.PlanoPacers.org
Saturday, January 31, 2009

AG OA/Gender PlaceName (Age) TIME

Overall	1	1	Aaron Purser(16)		17:49.52
---------	---	---	------------------	---	----------

Masters	10	10	J J Jenkins(56)		20:22.45
---------	----	----	-----------------	---	----------


Seniors	19	17	Don Wallace(55)		21:43.48
---------	----	----	-----------------	---	----------


CLYDES	1	39	James Dunn(51)		24:17.41
--------	---	----	----------------	---	----------

	2	95	Dale Glenn(42)		36:36.31
	3	96	Mark Taylor(42)		36:37.92

M07-09	1	89	Vladimir Hilbourn(9)		34:20.91
	2	105	Daniel Norman(8)		40:20.28

M10-12	1	44	Grant Norman(12)		25:25.00
	2	56	Gustavo Ramirez(12)		28:02.11
	3	109	Keon Fazeh(11)		42:57.70


M13-15	1	5	Alex Ikeda(13)		19:47.25
	2	8	Kenny Stice(15)		20:13.97
	3	9	Clark Quisenberry(14)		20:15.81


M16-19	1	3	Jordan Wilson(16)		19:08.20
	2	4	Shane Purser(16)		19:45.08
	3	7	Austin Schubert(16)		19:58.38

M20-24	1	21	Kevin Chen(23)		21:52.47
--------	---	----	----------------	--	----------

M25-29	1	2	Charles Gorman(25)		18:59.14
	2	6	Jaran Gorman(29)		19:53.97
	3	18	Nathan Heinrich(26)		21:40.58


M30-34	1	15	Oneal Barnett(34)		20:51.88
	2	61	Joel Garcia(33)		29:01.88
	3	62	Corey Hewitt(30)		29:02.23


M35-39	1	29	Alex Culp(35)		22:35.38
--------	---	----	---------------	--	----------

	2	38	Ray Boydston(39)		23:58.08
--	---	----	------------------	--	----------


	3	63	Stephen Lagerholm(35)		29:12.34
--	---	----	-----------------------	--	----------

M40-44	1	11	Manuel Houellemont(40)		20:28.22
--------	---	----	------------------------	--	----------

	2	13	Steve Purser(44)		20:33.33
--	---	----	------------------	--	----------


	3	17	Jeff Breese(44)		21:17.38
--	---	----	-----------------	--	----------


M45-49	1	14	Hans Brinks(45)		20:43.63
--------	---	----	-----------------	--	----------


	2	27	Brian Millet(47)		22:14.80
--	---	----	------------------	--	----------


	3	54	Mike Hinkler(46)		27:37.92
--	---	----	------------------	--	----------


M50-54	1	20	James Umpleby(51)		21:46.42
--------	---	----	-------------------	--	----------


	2	34	Sigi Diaz(54)		23:14.11
--	---	----	---------------	---	----------

	3	43	Ed Burke(54)		25:22.53
--	---	----	--------------	--	----------


M55-59	1	25	Keith Wolling(55)		22:08.06
--------	---	----	-------------------	--	----------


	2	40	Mike Picard(55)		24:32.84
--	---	----	-----------------	--	----------


	3	50	Mike Colvin(56)		27:02.64
--	---	----	-----------------	--	----------

M60-64	1	30	John Nance(60)		22:40.70
--------	---	----	----------------	--	----------


	2	55	Stephen Brown(62)		27:44.23
--	---	----	-------------------	--	----------


	3	60	Freddie Smith(64)		28:52.36
--	---	----	-------------------	--	----------


M65-69	1	24	Jim Sampson(69)		22:06.72
--------	---	----	-----------------	--	----------

	2	69	Jerry Teffeteller(66)		30:21.67
--	---	----	-----------------------	--	----------

	3	97	David Hundt(66)		37:32.52
--	---	----	-----------------	--	----------

M70-74	1	47	John Dugdale(74)		26:31.50
--------	---	----	------------------	---	----------

	2	92	Roy Peyton(73)		35:17.91
--	---	----	----------------	---	----------

	3	117	William L Jones(71)		56:30.25
--	---	-----	---------------------	---	----------




5K FEMALE


Fresh Start 5K & 10K Plano Pacers Running Club


www.PlanoPacers.org
Saturday, January 31, 2009

AG OA/Gender PlaceName (Age) TIME

Overall Brooke Farris(16)
12 1 20:29.72

Masters Maria Moore(48)
16 2 21:10.47 

Seniors Fran Jensen(61)
59 13 28:39.19 

F10-12 Jaden England(12)
1 41 7 24:53.48
Alexandra Ramirez(10)
2 51 10 27:12.89 

F13-15 Rebecca Ulrich(15)
1 35 4 23:28.63
Cheyenne Buck(15)
2 36 5 23:43.31
Brittany Middleton(14)
3 49 9 27:00.27


F16-19 Teddie Hughes(17)
1 33 3 22:59.44

F25-29 Angena Wighman(27)
1 57 12 28:25.89
Angela Gordon(28)
2 75 21 30:59.98
Anjali Venkataiah(29)
3 82 25 33:15.13


F30-34 Kristy Bennis(34)
1 67 16 29:55.88
Kelly Head(33)
2 68 17 30:20.75
Tracy Walden(33)
3 74 20 30:55.94

F35-39 Sandra Seaman(37)
1 64 14 29:37.23
Stacy Kimbriel(38)
2 80 24 33:01.80
Irene Lefan(35)
3 94 30 35:51.73


F40-44 Kim Woodward-ackerman
1 37 6 23:56.67
Teri Caldwell(42)
2 72 19 30:38.08
Kirstin Lotti(43)
3 76 22 31:11.14


F45-49 Judy Schirato(46)
1 42 8 24:59.88
Debbie Brewer(49)
2 52 11 27:24.25 
Sonja Baumgarten(45)
3 78 23 31:17.80

F55-59 Barbara Ellis(57)
1 65 15 29:52.73

F60-64 Carol Lindenblatt(61)
1 70 18 30:22.39 

Judy Zuber(61)
2 114 37 46:40.97

F65-69 Ruth Olinger(66)
1 93 29 35:22.20 

F70-74 Joanne Barnes(73)
1 91 28 34:55.23 

<i>Dist</i>	<i>OA</i>	<i>Bib</i>	<i>First Name</i>	<i>Last Name</i>	<i>GD</i>	<i>M/F</i>	<i>Age</i>	<i>AgeGrp</i>	<i>AG</i>	<i>FinishTime</i>	<i>Pace</i>	<i>5KEq</i>	<i>Score</i>
5K	1	405	Aaron	Purser	1	M	16	M16-19	OA	17:49.51	5:44.1	17.81	89.27
5K	2	1018	Charles	Gorman	2	M	25	M25-29	1	18:59.14	6:06.6	18.98	79.08
5K	3	4035	Jordan	Wilson	3	M	16	M16-19	1	19:08.20	6:09.5	19.13	83.13
5K	4	401	Shane	Purser	4	M	16	M16-19	2	19:45.07	6:21.4	19.74	80.53
5K	5	4073	Alex	Ikeda	5	M	13	M13-15	1	19:47.25	6:22.1	19.78	85.16
5K	6	1746	Jaran	Gorman	6	M	29	M25-29	2	19:53.96	6:24.0	19.88	75.65
5K	7	4036	Austin	Schubert	7	M	16	M16-19	3	19:58.37	6:25.6	19.96	79.66
5K	8	4071	Kenny	Stice	8	M	15	M13-15	2	20:13.96	6:30.4	20.21	79.95
5K	9	1685	Clark	Quisenberry	9	M	14	M13-15	3	20:15.81	6:31.1	20.24	81.35
5K	10	110	J J	Jenkins	10	M	56	M55-59	MSR1	20:22.45	6:33.3	20.36	85.37
5K	11	289	Manuel	Houellemont	11	M	40	M40-44	1	20:28.21	6:35.3	20.46	76.41
5K	12	4024	Brooke	Farris	1	F	16	F16-19	OA	20:29.71	6:35.6	20.48	88.00
5K	13	341	Steve	Purser	12	M	44	M40-44	2	20:33.32	6:36.9	20.54	77.76
5K	14	1355	Hans	Brinks	13	M	45	M45-49	1	20:43.62	6:40.1	20.71	77.59
5K	15	1652	Oneal	Barnett	14	M	34	M30-34	1	20:51.87	6:42.7	20.84	73.10
5K	16	332	Maria	Moore	2	F	48	F45-49	MSR1	21:10.46	6:48.8	21.16	87.71
5K	17	1389	Jeff	Breese	15	M	44	M40-44	3	21:17.37	6:51.0	21.28	75.08
5K	18	1768	Nathan	Heinrich	16	M	26	M25-29	3	21:40.57	6:58.4	21.66	69.26
5K	19	497	Don	Wallace	17	M	55	M55-59	MSR2	21:43.48	6:59.4	21.71	79.41
5K	20	4034	James	Umpleby	18	M	51	M50-54	1	21:46.42	7:00.4	21.76	76.83
5K	21	1693	Kevin	Chen	19	M	23	M20-24	1	21:52.46	7:02.3	21.86	68.89
5K	22	1775	Israel	Hernandez	20	M	27	M25-29	4	21:53.85	7:02.6	21.88	68.59
5K	23	1603	David	Norman	21	M	41	M40-44	4	22:05.87	7:06.5	22.08	71.17
5K	24	488	Jim	Sampson	22	M	69	M65-69	1	22:06.71	7:06.8	22.09	89.43
5K	25	1361	Keith	Wolling	23	M	55	M55-59	1	22:08.06	7:07.4	22.13	77.91
5K	26	1767	Justin	Mwriugh	24	M	14	M13-15	4	22:09.18	7:07.8	22.14	74.37
5K	27	648	Brian	Millet	25	M	47	M45-49	2	22:14.79	7:09.4	22.23	73.20
5K	28	1612	Marc	Jenkins	26	M	43	M40-44	5	22:17.28	7:10.3	22.28	71.30
5K	29	1141	Alex	Culp	27	M	35	M35-39	1	22:35.37	7:16.1	22.58	67.74
5K	30	144	John	Nance	28	M	60	M60-64	1	22:40.70	7:17.7	22.66	79.44
5K	31	1237	Jeffry	Key	29	M	13	M13-15	5	22:48.60	7:20.3	22.79	73.89
5K	32	1771	Philip	Caputo	30	M	26	M25-29	5	22:53.42	7:21.9	22.88	65.58
5K	33	4027	Teddie	Hughes	3	F	17	F16-19	1	22:59.43	7:23.9	22.98	77.38
5K	34	66	Sigi	Diaz	31	M	54	M50-54	2	23:14.10	7:28.7	23.23	73.63
5K	35	4015	Rebecca	Ulrich	4	F	15	F13-15	1	23:28.62	7:33.2	23.46	78.06
5K	36	4051	Cheyenne	Buck	5	F	15	F13-15	2	23:43.31	7:38.0	23.71	77.23
5K	37	1714	Kim	Woodward-acker	6	F	41	F40-44	1	23:56.67	7:42.2	23.93	74.43
5K	38	47	Ray	Boydston	32	M	39	M35-39	2	23:58.07	7:42.8	23.96	64.93
5K	39	72	James	Dunn	33	M	51	CLYDES	1	24:17.40	7:49.0	24.28	68.87
5K	40	21	Mike	Picard	34	M	55	M55-59	2	24:32.84	7:53.8	24.53	70.29
5K	41	4052	Jaden	England	7	F	12	F10-12	1	24:53.48	8:00.6	24.88	78.76
5K	42	177	Judy	Schirato	8	F	46	F45-49	1	24:59.87	8:02.5	24.98	73.36
5K	43	1030	Ed	Burke	35	M	54	M50-54	3	25:22.53	8:09.9	25.36	67.44
5K	44	1778	Grant	Norman	36	M	12	M10-12	1	25:25.00	8:10.8	25.41	68.04
5K	45	1358	Derik	Vett	37	M	41	M40-44	6	26:03.21	8:23.1	26.04	60.34
5K	46	1659	Keven	Alvarez	38	M	13	M13-15	6	26:29.82	8:31.4	26.48	63.61
5K	47	1233	John	Dugdale	39	M	74	M70-74	1	26:31.50	8:32.1	26.51	79.21
5K	48	4070	Gary	Adelman	40	M	50	M50-54	4	26:33.26	8:32.7	26.54	62.54
5K	49	1025	Brittany	Middleton	9	F	14	F13-15	3	27:00.26	8:41.4	26.99	69.15
5K	50	142	Mike	Colvin	41	M	56	M55-59	3	27:02.64	8:42.1	27.03	64.31

<i>Dist</i>	<i>OA</i>	<i>Bib</i>	<i>First Name</i>	<i>Last Name</i>	<i>GD</i>	<i>M/F</i>	<i>Age</i>	<i>AgeGrp</i>	<i>AG</i>	<i>FinishTime</i>	<i>Pace</i>	<i>5KEq</i>	<i>Score</i>
5K	51	1471	Alexandra	Ramirez	10	F	10	F10-12	2	27:12.89	8:45.3	27.19	76.91
5K	52	49	Debbie	Brewer	11	F	49	F45-49	2	27:24.25	8:49.2	27.39	68.21
5K	53	1764	Charlie	Gonzalez	42	M	55	M55-59	4	27:33.23	8:52.0	27.54	62.59
5K	54	4031	Mike	Hinkler	43	M	46	M45-49	3	27:37.92	8:53.3	27.61	58.56
5K	55	4039	Stephen	Brown	44	M	62	M60-64	2	27:44.23	8:55.6	27.73	66.17
5K	56	1470	Gustavo	Ramirez	45	M	12	M10-12	2	28:02.10	9:01.4	28.03	61.69
5K	57	4057	Angena	Wighman	12	F	27	F25-29	1	28:25.89	9:08.8	28.41	59.86
5K	58	602	David	Maldonado	46	M	50	M50-54	5	28:34.57	9:11.7	28.56	58.13
5K	59	1642	Fran	Jensen	13	F	61	F60-64	MSR2	28:39.18	9:13.3	28.64	71.90
5K	60	724	Freddie	Smith	47	M	64	M60-64	3	28:52.35	9:17.5	28.86	64.85
5K	61	4007	Joel	Garcia	48	M	33	M30-34	2	29:01.87	9:20.4	29.01	52.35
5K	62	4058	Corey	Hewitt	49	M	30	M30-34	3	29:02.23	9:20.7	29.02	51.91
5K	63	4053	Stephen	Lagerholm	50	M	35	M35-39	3	29:12.34	9:23.9	29.19	52.39
5K	64	4017	Sandra	Seaman	14	F	37	F35-39	1	29:37.23	9:32.0	29.61	59.01
5K	65	1766	Barbara	Ellis	15	F	57	F55-59	1	29:52.73	9:36.8	29.86	66.53
5K	66	1688	Karl	Zuber	51	M	57	M55-59	5	29:53.96	9:37.1	29.87	58.67
5K	67	1677	Kristy	Bennis	16	F	34	F30-34	1	29:55.87	9:37.8	29.91	57.74
5K	68	1753	Kelly	Head	17	F	33	F30-34	2	30:20.75	9:45.8	30.32	56.76
5K	69	1057	Jerry	Teffeteller	52	M	66	M65-69	2	30:21.67	9:46.1	30.34	62.98
5K	70	574	Carol	Lindenblatt	18	F	61	F60-64	1	30:22.39	9:46.4	30.36	67.83
5K	71	186	Richard J.	Smith	53	M	61	M60-64	4	30:29.04	9:48.7	30.47	59.63
5K	72	1591	Teri	Caldwell	19	F	42	F40-44	2	30:38.07	9:51.6	30.62	58.46
5K	73	4004	Ian	Hazlett	54	M	42	M40-44	7	30:54.48	9:56.7	30.89	51.14
5K	74	1750	Tracy	Walden	20	F	33	F30-34	3	30:55.93	9:57.1	30.91	55.69
5K	75	4001	Angela	Gordon	21	F	28	F25-29	2	30:59.98	9:58.4	30.97	54.95
5K	76	4072	Kirstin	Lotti	22	F	43	F40-44	3	31:11.14	10:02.2	31.17	57.74
5K	77	19	Mike	Koskan	55	M	63	M60-64	5	31:14.73	10:03.2	31.22	59.33
5K	78	1732	Sonja	Baumgarten	23	F	45	F45-49	3	31:17.79	10:04.1	31.27	58.23
5K	79	4050	Van	Ulrich	56	M	39	M35-39	4	31:28.60	10:07.7	31.46	49.45
5K	80	1703	Stacy	Kimbriel	24	F	38	F35-39	2	33:01.79	10:37.6	33.01	53.17
5K	81	1656	Sachin	Chandra	57	M	31	M30-34	4	33:14.54	10:41.8	33.22	45.45
5K	82	1657	Anjali	Venkataiah	25	F	29	F25-29	3	33:15.12	10:42.1	33.24	51.27
5K	83	593	Peter	Goodspeed	58	M	58	M55-59	6	33:20.53	10:43.7	33.32	53.06
5K	84	1765	Whit	Ellis	59	M	57	M55-59	7	33:25.67	10:45.3	33.41	52.47
5K	85	757	Bruce	Jenniges	60	M	52	M50-54	6	33:34.67	10:48.2	33.56	50.19
5K	86	1773	Andy	Schuck	61	M	38	M35-39	5	33:50.89	10:53.4	33.82	45.78
5K	87	1718	Candice	Bookman	26	F	34	F30-34	4	34:03.23	10:57.6	34.04	50.73
5K	88	571	Jim	Middleton	62	M	45	M45-49	4	34:09.92	11:00.5	34.14	47.07
5K	89	1700	Vladimir	Hilbourn	63	M	9	M07-09	1	34:20.90	11:03.0	34.32	55.95
5K	90	1698	Elizabeth	Hilbourn	27	F	41	F40-44	4	34:22.37	11:03.7	34.36	51.83
5K	91	37	Joanne	Barnes	28	F	73	F70-74	1	34:55.23	11:14.3	34.91	67.31
5K	92	947	Roy	Peyton	64	M	73	M70-74	2	35:17.90	11:21.4	35.27	58.78
5K	93	149	Ruth	Olinger	29	F	66	F65-69	1	35:22.20	11:23.0	35.36	61.26
5K	94	1711	Irene	Lefan	30	F	35	F35-39	3	35:51.73	11:32.3	35.84	48.36
5K	95	4033	Dale	Glenn	65	M	42	CLYDES	2	36:36.31	11:46.8	36.59	43.17
5K	96	4032	Mark	Taylor	66	M	42	CLYDES	3	36:37.92	11:47.1	36.61	43.15
5K	97	1680	David	Hundt	67	M	66	M65-69	3	37:32.51	12:04.8	37.52	50.93
5K	98	1522	Marielle	Mclaughlin	31	F	35	F35-39	4	38:03.42	12:14.8	38.04	45.56
5K	99	1763	Judy	Thomas	32	F	46	F45-49	4	38:14.78	12:18.4	38.22	47.94
5K	100	42	Himanshu	Bhatt	68	M	42	M40-44	8	33:16.30	12:19.0	38.26	41.29

<i>Dist</i>	<i>OA</i>	<i>Bib</i>	<i>First Name</i>	<i>Last Name</i>	<i>GD</i>	<i>M/F</i>	<i>Age</i>	<i>AgeGrp</i>	<i>AG</i>	<i>FinishTime</i>	<i>Pace</i>	<i>5KEq</i>	<i>Score</i>
5K	101	1689	Travis	Zuber	69	M	25	M25-29	6	38:22.18	12:20.9	38.36	39.13
5K	102	1683	Kendall	Quisenberry	70	M	43	M40-44	9	38:27.85	12:22.6	38.44	41.32
5K	103	58	Bobby	Clark	71	M	52	CLYDES	4	39:11.39	12:36.7	39.17	43.00
5K	104	999	Ed	Humphrey	72	M	57	CLYDES	5	40:02.93	12:53.1	40.02	43.80
5K	105	1777	Daniel	Norman	73	M	8	M07-09	2	40:20.28	12:58.9	40.32	49.84
5K	106	4010	Katie	Daneker	33	F	25	F25-29	4	41:32.59	13:22.1	41.52	40.97
5K	107	1772	Nicolas	Flores	74	M	28	M25-29	7	41:33.42	13:22.4	41.54	36.15
5K	108	4019	Stephanie	Centofonti	34	F	29	F25-29	5	41:52.65	13:28.5	41.85	40.72
5K	109	4041	Keon	Fazeh	75	M	11	M10-12	3	42:57.70	13:49.5	42.94	41.50
5K	110	4040	Mijid	Fazeh	76	M	49	M45-49	5	42:59.98	13:50.1	42.97	38.37
5K	111	686	William	Swafford	77	M	57	CLYDES	6	44:00.95	14:09.7	43.99	39.85
5K	112	4054	Damaris	Stevens	35	F	42	F40-44	5	44:11.10	14:13.3	44.17	40.53
5K	113	1776	Mary	Norman	36	F	41	F40-44	6	44:52.15	14:26.5	44.85	39.70
5K	114	1690	Judy	Zuber	37	F	61	F60-64	2	46:40.96	15:01.2	46.65	44.14
5K	115	1162	Rohan	Bhatt	78	M	12	M10-12	4	43:04.99	15:28.6	48.07	35.96
5K	116	4074	Michelle	Williams	38	F	34	F30-34	5	49:01.78	15:46.6	49.00	35.24
5K	117	112	William L	Jones	79	M	71	M70-74	3	56:30.25	18:11.1	56.48	35.81