

5K MALE

	Name	City	(Age)	Split	Chip Time	Place in		
						Pace	OA	GD
OVERALL	- MITCHELL DRIVER		(21)		16:44.20	5:23.2	1	1
MASTERS	- JOE LANDRY	Dallas	(43)		17:58.05	5:47.0	10	9
SENIORS	- J J JENKINS	Garland	(57)		19:42.76	6:20.7	35	33
CLYDES	1 JAMES ROYAL	Plano	(48)		19:08.94	6:09.8	22	21
	2 JOHN AHRENS	Frisco	(51)		23:06.59	7:26.3	82	71
	3 BOBBY HOSKINS	The Colony	(39)		24:48.69	7:59.2	103	87
	4 JOSEPH GREMILLION	Plano	(45)		27:24.85	8:49.4	147	111
	5 BOBBY CLARK	Allen	(53)		42:13.76	13:35.5	250	163
	6 WILLIAM SWAFFORD	Allen	(58)		42:52.22	13:47.9	251	164
M*	1 GUEST 589		()		19:14.30	6:11.5	26	24
	2 MEMBER 8274		()		22:22.31	7:12.0	70	62
M07-09	1 ELIJAH ALEXANDER-MACIAS	Frisco	(9)		21:10.06	6:48.8	56	49
	2 JOSHUA BRINKS		(8)		27:23.08	8:48.9	143	108
	3 JAKE LAMBKE		(8)		28:44.15	9:15.0	168	124
	4 NIKO LAMBOUSES		(9)		30:50.37	9:55.6	190	136
	5 MICHAEL MITSYNSKY		(7)		31:16.40	10:04.0	193	138
M10-12	1 ERIC NELSON	Mckinney	(11)		23:36.44	7:35.9	92	78
M13-15	1 NIKOLAI HORBOVETZ		(15)		17:03.47	5:29.4	3	3
	2 WALTER EDSTROM	Plano	(15)		18:12.55	5:51.7	12	11
	3 JEFFRY KEY	Plano	(14)		19:07.85	6:09.5	21	20
	4 MICHAEL BASSETT	Plano	(15)		19:14.94	6:11.7	27	25
	5 MARK TROMPETER	Plano	(13)		19:23.64	6:14.5	30	28
	6 GRANT COPELAND		(15)		19:26.31	6:15.4	31	29
	7 FARAAZ HAERI		(15)		20:05.10	6:27.9	39	36
	8 COLTON BARNET		(14)		20:05.31	6:28.0	40	37
	9 MICHAEL HASHE	Plano	(14)		20:40.54	6:39.3	48	43
	10 MILKO MEDRANO	Dallas	(15)		20:46.98	6:41.4	50	44
	11 GEANCARLO MEDRANO	Dallas	(15)		20:57.95	6:44.9	54	47
	12 ANDREW BARNET		(15)		21:44.80	7:00.0	62	55
	13 DANIEL ROSENFELD	Plano	(15)		22:04.23	7:06.2	66	59
	14 MANUEL JR. HOUELLEMONT	Plano	(15)		25:40.01	8:15.7	120	95
	15 TY GRAY	Plano	(15)		26:50.44	8:38.4	135	104
	16 JACOB ANDREWS	Plano	(15)		37:35.14	12:05.9	232	155
	17 TAEKEUN SONG	Plano	(14)		38:53.91	12:31.2	241	159
	18 WILLIAM SCHLEICHER		(15)		38:56.88	12:32.2	240	158
M16-19	1 AARON PURSER		(17)		16:55.00	5:26.7	2	2
	2 ROBERT GRIBBLE	Plano	(16)		17:12.89	5:32.5	5	5
	3 CHRIS BUXTON	Plano	(17)		17:32.15	5:38.7	6	6

M16-19	4	KENNY STICE	(16)	17:34.05	5:39.3	7	7
	5	BRANDON DOUGLAS	Plano (17)	17:36.51	5:40.1	8	8
	6	IVAN HOUELLEMONT	Plano (16)	18:09.44	5:50.7	11	10
	7	ALEX BERGHORN	Plano (18)	18:15.95	5:52.8	13	12
	8	ZACH HERNANDEZ	(16)	18:48.68	6:03.3	18	17
	9	ANDREW BERGHORN	Plano (16)	19:11.53	6:10.6	24	22
	10	AUSTIN SCHUBERT	Plano (17)	19:38.54	6:19.3	33	31
	11	ELIJAH JAMES	Dallas (16)	19:41.38	6:20.3	34	32
	12	ROBERT ALEXANDER	Plano (18)	19:44.76	6:21.3	36	34
	13	JAMES WAGNER	(18)	21:11.43	6:49.2	58	51
	14	DMITRIY CHERNIKOV	(18)	21:13.58	6:49.9	59	52
	15	JASON ZHOU	Plano (17)	21:59.48	7:04.7	64	57
	16	JAKE HERVEY	Fairview (17)	22:54.36	7:22.4	76	65
	17	CHASE MACKEY	Allen (17)	22:56.38	7:23.0	78	67
	18	CONNER DAY	(18)	22:56.64	7:23.1	79	68
	19	JAEKEUN SONG	Plano (18)	24:58.66	8:02.4	109	92
	20	MICHAEL XING	(19)	26:27.94	8:31.1	130	102
	21	ETHAN STRONG	(19)	31:07.57	10:01.1	192	137
	22	ANDREW TROUT	(18)	32:37.34	10:30.0	207	143
	23	HYUNKEUN SONG	Plano (16)	35:46.37	11:30.9	225	152
	24	ANDREW RIVERA	Carrollton (16)	38:20.58	12:20.5	234	156
M20-24	1	NOE NUNEZ	(22)	17:06.11	5:30.3	4	4
	2	BREYERS LANE	(23)	20:52.49	6:43.1	53	46
	3	KONSTANTIN CHERNIKOV	(23)	22:04.12	7:06.2	65	58
M25-29	1	CHARLES GORMAN	Plano (26)	19:03.00	6:07.9	20	19
	2	MARK CHAVEZ	(29)	20:55.50	6:44.1	55	48
	3	MICHAEL LUCHSINGER	(29)	22:12.94	7:09.0	69	61
	4	NICK HIRSCH	(29)	26:47.54	8:37.4	133	103
	5	RAY MALDONADO	(28)	27:16.84	8:46.8	141	107
	6	RUSSELL HUNT	(29)	28:08.96	9:03.6	161	121
	7	KEES NEGAARD	(25)	28:51.91	9:17.4	173	127
M30-34	1	JASON BOGARDUS	The Colony (32)	19:19.00	6:13.0	29	27
	2	KRIS NANCE	(33)	19:45.33	6:21.5	37	35
	3	MICHAEL HUNDT	The Colony (34)	20:33.27	6:37.0	44	40
	4	TOMMY NGUYEN	Rowlett (31)	22:07.48	7:07.3	67	60
	5	RICHARD GREENE	Lindsay (32)	22:39.55	7:17.6	73	64
	6	JEFFERY RHYMES	Princeton (33)	25:23.40	8:10.3	119	94
	7	CHARLES CASTUL	(30)	29:11.16	9:23.6	176	129
M35-39	1	RYAN LOEHING	Carrollton (37)	18:21.16	5:54.4	15	14
	2	MARIO DELGADO	Mesquite (39)	18:21.49	5:54.5	16	15
	3	ONEAL BARNETT	Plano (36)	18:48.22	6:03.1	17	16
	4	PRINCE ARYEE	Lewisville (38)	19:13.55	6:11.3	25	23
	5	BRAD SUCHER	Murphy (37)	20:34.98	6:37.5	45	41
	6	JOHNATHAN MCKINNIS	Carrollton (36)	21:55.77	7:03.5	63	56
	7	MILAN EVANS	Murphy (38)	22:15.46	7:09.8	71	63
	8	TIM KEY	Plano (39)	23:12.57	7:28.2	83	72
	9	LOWELL HANDSCHKE	Plano (39)	23:16.59	7:29.5	84	73

M35-39	10	BRIAN DALCK	(36)	23:27.33	7:33.0	87	75
	11	SCOTT HEAD	Frisco (36)	25:43.60	8:16.8	125	98
	12	BOB STEPHENS	Plano (38)	28:18.86	9:06.8	163	122
	13	WILLIAM RHODES	(37)	32:38.90	10:30.5	208	144
	14	JAY MADDEN	(39)	33:36.34	10:49.0	217	149
	15	ALEX JONES	Wylie (35)	39:14.91	12:38.0	242	160
M40-44	1	MICHAEL HELD	Dallas (44)	18:21.25	5:54.5	14	13
	2	TOMMY SMITH	Garland (44)	18:56.26	6:05.7	19	18
	3	JEFF HASHE	Plano (43)	19:17.00	6:12.4	28	26
	4	MANUEL HOUELLEMONT	Plano (41)	20:28.49	6:35.4	42	38
	5	GREG BALDWIN	Plano (43)	20:50.72	6:42.6	52	45
	6	JOE CLAY	(40)	23:41.14	7:37.4	94	80
	7	KEVIN DAVIS	Garland (41)	23:52.74	7:41.2	98	83
	8	TIM PENNINGTON	(43)	27:20.65	8:48.1	146	110
	9	DEAN JORDAN	Plano (44)	28:08.13	9:03.4	159	120
	10	JIM FLECK	Murphy (44)	28:19.60	9:07.0	165	123
	11	CHRIS VANDERSLICE	(41)	29:45.95	9:34.8	181	132
M45-49	1	JEFF DORRILL	(49)	20:31.35	6:36.3	43	39
	2	GEORGE MORTON	Rockwall (45)	20:38.58	6:38.7	47	42
	3	RONALD COMBS	Mckinney (48)	21:10.95	6:49.1	57	50
	4	MARK HORBOVETZ	(45)	23:00.13	7:24.2	80	69
	5	MARK WODEK	Plano (48)	23:00.22	7:24.2	81	70
	6	ERIC MACKEY	Allen (48)	23:31.08	7:34.2	91	77
	7	BRIAN HURLEY	(46)	23:37.05	7:36.1	93	79
	8	JESSE PUENTES	Plano (46)	23:46.96	7:39.3	95	81
	9	HANJUNG SONG	Plano (47)	26:12.00	8:26.0	128	100
	10	HANS BRINKS	Plano (47)	27:24.55	8:49.3	144	109
	11	DOUG ROBERTS	(49)	29:16.06	9:25.2	178	130
	12	RAY KING	Plano (47)	30:07.75	9:41.9	184	134
	13	TIM HAWBOLDT	(48)	32:49.58	10:33.9	212	147
	14	JIM MIDDLETON	Frisco (46)	33:33.20	10:48.0	216	148
	15	KEN KELLAM III	(45)	53:59.52	17:22.7	258	166
M50-54	1	DAVID POTTER	Garland (51)	19:34.66	6:18.1	32	30
	2	ROB GRIBBLE	Plano (54)	21:27.66	6:54.5	61	54
	3	STEVE RADFORD	Plano (52)	23:27.62	7:33.1	88	76
	4	MIKE HACBRIETT	(50)	23:58.15	7:42.9	99	84
	5	GONZALO RAMIREZ	(54)	24:37.76	7:55.6	102	86
	6	TOM HALL	Nevada (54)	24:51.88	8:00.2	105	88
	7	DENNIS WADE	Sherman (52)	24:53.95	8:00.9	107	90
	8	TAD WALL	Mckinney (54)	24:55.03	8:01.2	108	91
	9	DAY-RUEY LIU	Plano (51)	25:53.79	8:20.1	124	97
	10	JIM CAVANAUGH	Plano (50)	26:09.14	8:25.1	129	101
	11	MILTON ANDREWS	Plano (50)	27:00.64	8:41.6	139	106
	12	DENNIS CHUPP	McKinney (53)	36:24.10	11:43.0	226	153
	13	TIM JOHNSON	Fairview (53)	40:37.11	13:04.4	248	162
	14	BILL SANTINI	Highland Village (53)	44:21.59	14:16.7	253	165
M55-59	1	KEITH WOLLING	Plano (56)	22:55.00	7:22.6	77	66

M55-59	2	SIGI DIAZ	Plano (56)	24:54.21	8:00.9	106	89
	3	KEN ASHBY	Dallas (57)	25:46.59	8:17.8	121	96
	4	KENNY GARDNER	Plano (57)	25:52.64	8:19.7	126	99
	5	VERNON HODGE	Plano (56)	26:49.83	8:38.2	138	105
	6	HENRY TAM	Plano (55)	27:24.09	8:49.2	148	112
	7	CHARLIE GONZALEZ	Dallas (57)	27:44.11	8:55.6	150	113
	8	MIKE CATT	(56)	27:44.74	8:55.8	152	115
	9	MIKE COLVIN	Dallas (57)	29:15.30	9:25.0	175	128
	10	WHIT ELLIS	Plano (58)	29:56.28	9:38.2	182	133
	11	BRAD SCHRADER	(55)	31:12.33	10:02.6	195	139
	12	ANGELO PRIETO	Plano (58)	31:19.03	10:04.8	196	140
	13	DON WALLACE	Plano (57)	32:16.94	10:23.4	203	141
	14	MARK SALAMASICK	Plano (56)	32:42.45	10:31.7	210	145
	15	PETER GOODSPEED	McKinney (59)	34:23.09	11:04.0	219	150
	16	JIM HANNON	Dallas (57)	36:52.62	11:52.2	230	154
	17	ED HUMPHREY	Dallas (59)	39:25.53	12:41.4	245	161
M60-64	1	ROBERT BENSON	Dallas (60)	21:28.75	6:54.8	60	53
	2	JOHN NANCE	Rowlett (62)	23:22.92	7:31.6	86	74
	3	SCOTT MCKISSICK	Irving (61)	25:34.51	8:13.9	118	93
	4	XINJI LI	(60)	27:42.49	8:55.1	151	114
	5	GREG WROBEL	Plano (63)	27:52.64	8:58.4	154	117
	6	B J BJORKLUND	Frisco (62)	27:55.25	8:59.2	155	118
	7	BOB LUCHSINGER	Dallas (60)	28:44.02	9:14.9	171	126
	8	RICHARD J. SMITH	Plano (63)	32:29.02	10:27.3	206	142
	9	THOMAS VAUGHN	Mesquite (64)	32:49.41	10:33.9	211	146
M65-69	1	THOMAS BEITINGER	Denton (65)	24:21.21	7:50.3	100	85
	2	LARRY MCCARTY	(69)	27:48.13	8:56.9	153	116
	3	FREDDIE SMITH	Garland (65)	28:44.02	9:14.9	170	125
	4	VICTOR HAGEMANN	(69)	29:43.50	9:34.1	179	131
M70-74	1	BILL BLACKBURN	Van Alstyne (71)	23:47.92	7:39.6	97	82
	2	BILL JOHNSON	Plano (70)	28:06.92	9:03.0	157	119
	3	AL ANGELL	Dallas (70)	35:25.29	11:24.1	223	151
	4	LLOYD HORMELL	(71)	38:22.41	12:21.1	235	157
M75-79	1	GABE ABENE	Plano (75)	30:14.40	9:44.0	185	135

5K FEMALE

		Name	City	(Age)	Split	Chip Time	Pace	OA	GD	Place in
OVERALL	-	RACHEL JOHNSON		(17)		17:45.53	5:43.0	9		1
MASTERS	-	ANGELA EUSERY	Grand Prarie	(42)		20:37.84	6:38.4	46		5
SENIORS	-	LINDA KELLY	Dallas	(58)		22:11.49	7:08.6	68		8
ATHENA	1	CRISTI VANDERSLICE		(42)		38:34.32	12:24.9	236		79
F*	1	MEMBER 8285		()		25:27.72	8:11.7	116		24
F07-09	1	KYLA RANKIN		(8)		29:04.48	9:21.5	174		47
	2	ALYSSA LAMBOUSES		(7)		30:48.06	9:54.8	189		54
F10-12	1	ASHLEY BROWN		(12)		22:51.71	7:21.5	75		11
	2	KATTRYN HARRAL		(11)		25:23.52	8:10.4	115		23
	3	LILA SILVA	Rowlett	(11)		38:48.30	12:29.4	238		81
F13-15	1	SAVANAH BORGS MILLER	Plano	(15)		20:43.52	6:40.3	49		6
	2	ZOIE WILSON	Plano	(14)		20:48.74	6:41.9	51		7
	3	SEAN HURLEY		(13)		23:22.87	7:31.5	85		12
	4	KRISTEN HOWELL		(13)		23:32.30	7:34.6	90		14
	5	BRITTANY MIDDLETON	Frisco	(15)		25:08.00	8:05.4	113		21
	6	OLIVIA J WELKENER	Lucas	(14)		31:35.49	10:10.1	199		59
	7	KIANA SILVA	Rowlett	(13)		32:09.19	10:20.9	201		61
	8	ANGELA AHRENS	Frisco	(14)		33:20.49	10:43.9	214		67
F16-19	1	KENDALL HOWEN	Dallas	(16)		19:10.44	6:10.3	23		2
	2	REXI PARCELLS	Plano	(17)		19:57.02	6:25.3	38		3
	3	CAITLIN SCHULTZ	Plano	(16)		26:45.91	8:36.9	132		30
	4	ALEXIS JOHNSON		(16)		27:22.63	8:48.7	142		35
	5	ALEXANDRA HUNT		(19)		28:04.74	9:02.3	158		39
	6	CAROLINE HUNT		(17)		28:08.23	9:03.4	160		40
	7	STEFANI VAN TYNE		(18)		32:43.22	10:31.9	209		65
	8	MADISON MUNSON		(17)		33:04.40	10:38.7	213		66
	9	CHRYSTAL HARVEY		(16)		38:43.38	12:27.8	237		80
F20-24	1	JESSICA WALL	Mckinney	(23)		32:13.56	10:22.4	202		62
F25-29	1	JULIE WALL	Mckinney	(27)		20:06.60	6:28.4	41		4
	2	KATY STEFFAN		(25)		22:28.00	7:13.9	72		9
	3	VANESSA CHAVEZ	Plano	(27)		26:45.04	8:36.6	134		31
	4	YVONNE NYANJUI	Frisco	(28)		30:03.10	9:40.4	183		50
	5	JAMIE ALLRED		(27)		31:41.02	10:11.9	198		58
	6	CARRIE GRISSOM	Plano	(25)		35:10.37	11:19.3	222		72
	7	KRISTEN SANTINI		(25)		44:20.16	14:16.2	252		88
F30-34	1	MARTHA MACIAS-ALEXANDER	Frisco	(34)		25:51.47	8:19.4	122		26
	2	JILL DAVIDSON	Murphy	(32)		31:20.01	10:05.1	197		57
	3	VALENTINA MITSYNSKY		(31)		33:37.93	10:49.5	215		68
	4	STEFANI MULLIGAN	Plano	(31)		34:36.40	11:08.3	220		70
	5	ERIKA STRONG		(30)		34:47.80	11:12.0	221		71

GD Place among Females

▲ Positive Split
 ▼ Negative Split

Timing provided by:
 DELTAVIEWTIMING.COM
















F35-39	1	WENDY ULRICH	(39)	22:48.12	7:20.4	74	10
	2	A J O'NEAL	Flower Mound (39)	24:49.12	7:59.3	104	17
	3	CHARLENE JOHNSON	Allen (38)	25:06.22	8:04.8	112	20
	4	MONICA RANKIN	(38)	25:32.34	8:13.2	117	25
	5	TAMI ISHII	Plano (38)	28:40.76	9:13.9	172	46
	6	APRIL MIMS	(37)	28:48.00	9:16.2	169	45
	7	JILL LAMBOUSES	(37)	30:38.22	9:51.7	188	53
	8	KELLY HEAD	Frisco (35)	30:53.40	9:56.6	191	55
	9	TINA KNIGHT	Allen (39)	36:29.38	11:44.7	228	75
	10	JANICE CASPER	Rowlett (36)	38:52.86	12:30.9	239	82
	11	KIM MADDEN	(38)	40:02.21	12:53.2	247	86
	12	MARY GURN	(38)	50:51.63	16:22.2	255	90
	13	AMY HAUGHREY	(39)	52:48.42	17:00.2	256	91
F40-44	1	LESLIE SMITH	Garland (43)	23:50.47	7:40.4	96	15
	2	DAYSI HOUELLEMONT	Plano (44)	25:16.12	8:08.0	114	22
	3	GABY AHRENS	Frisco (43)	25:49.31	8:18.7	123	27
	4	BRENDA NELSON	Mckinney (44)	26:30.56	8:32.0	131	29
	5	DONNA HASHE	Plano (42)	29:22.98	9:27.5	177	48
	6	SANGOK KIM	Plano (44)	36:14.05	11:39.8	227	74
	7	KIMBERLY BARNETT	(41)	37:46.14	12:09.4	233	78
	8	OLIVIA WELKENER	Lucas (44)	39:14.45	12:37.8	243	83
	9	JEAN JORDAN	(43)	40:55.91	13:10.5	249	87
F45-49	1	HEIDI NAGEL	(46)	23:30.12	7:33.9	89	13
	2	RENEE MITCHELL	Plano (45)	25:01.25	8:03.2	110	18
	3	JUDY SCHIRATO	Dallas (48)	26:03.66	8:23.3	127	28
	4	TINA JASPER	Wylie (46)	26:51.00	8:38.5	136	32
	5	JUNE ORTH	Richardson (46)	28:04.68	9:02.2	156	38
	6	JACKIE KING	Plano (47)	28:17.43	9:06.4	162	41
	7	LISA TANG	Plano (49)	28:39.65	9:13.5	167	44
	8	CATHY SALAZAR	Duncanville (46)	29:48.74	9:35.7	180	49
F50-54	1	DIANNA SULSER	Denison (53)	25:07.54	8:05.2	111	19
	2	DEBBIE BREWER	Plano (50)	27:38.03	8:53.7	149	37
	3	SUE WALLACE	Plano (52)	31:08.76	10:01.5	194	56
	4	NANCY JOHNSON	Fairview (53)	32:17.84	10:23.7	204	63
	5	MELANIE MORRIS	Dallas (50)	33:54.79	10:54.9	218	69
F55-59	1	TERRY GONZALEZ	Dallas (55)	24:35.72	7:55.0	101	16
	2	CYNTHIA THOMAS	Denton (58)	26:54.74	8:39.7	137	33
	3	PAMELA DYBVAD	(57)	27:07.35	8:43.8	140	34
	4	BARBARA ELLIS	Plano (59)	27:23.79	8:49.1	145	36
	5	DEBBIE TRESSA	Plano (55)	28:16.29	9:06.0	166	43
	6	DEBYE HUMPHREY	Dallas (56)	31:42.17	10:12.3	200	60
	7	MARY LEWELLYN	McKinney (59)	46:14.97	14:53.2	254	89
F60-64	1	FRAN JENSEN	Plano (63)	30:22.21	9:46.5	186	51
	2	JEANNE PITZ	Richardson (60)	30:32.08	9:49.7	187	52
	3	JANICE SNYDER	Dallas (63)	36:45.81	11:50.0	229	76
F65-69	1	MARYLYN PATRICK	Plano (66)	28:16.84	9:06.2	164	42

F65-69	2	MARY SALTER	(67)	32:29.74	10:27.6 205	64
	3	BARBARA BOWEN	Dallas (65)	35:59.13	11:35.0 224	73
	4	RUTH OLINGER	The Colony (67)	39:24.00	12:40.9 244	84
	5	ELAINE KELLAM	(69)	53:58.98	17:22.5 257	92
F70-74	1	BETTYE HAYNES	Garland (73)	37:29.96	12:04.2 231	77
	2	MARIA JOHNSTON	(73)	39:38.05	12:45.4 246	85

1K MALE

		Name	City	(Age)	Split	Chip Time	Pace	OA	GD	Place in
Boys 0-	1	NICHOLAS LANDRY		(5)		5:06.00	8:12.5			7
	2	MICHAEL MITSYNSKY		(7)		5:07.00	8:14.1			8
	3	JUDAH ALEXANDER		(4)		5:39.00	9:05.6			15
	4	CARSON GRIFFIN		(5)		6:48.00	10:56.7			21
	5	SHIV KANTHALU		(6)		7:06.00	11:25.7			22
	6	TOMMY RHODES		(2)		8:57.00	14:24.3			25
	7	DANIEL GREMILLION		(4)		9:15.00	14:53.3			26
Boys 9-	1	DAVID HASHE		(12)		4:04.00	6:32.7			1
	2	MICHAEL WYNN		(11)		4:23.00	7:03.3			2
	3	JACOB ERICKSON		(11)		4:25.00	7:06.5			3
	4	NIKO LAMBOUSES		(9)		5:11.00	8:20.6			9
	5	WILLIAM LIU		(9)		6:00.00	9:39.4			18

1K FEMALE

		Name	City	(Age)	Split	Chip Time	Pace	OA	GD	Place in	
Girls 0	1	ASHLEIGH GRIFFIN		(7)		4:46.00	7:40.3			4	
	2	ABBEY ERICKSON		(8)		5:16.00	8:28.6			10	
	3	ALYSSA LAMBOUSES		(7)		5:17.00	8:30.2			11	
	4	KELSEY MADDEN		(6)		5:20.00	8:35.0			12	
	5	MADISON BLACKSTOCK		(7)		5:34.00	8:57.6			13	
	6	ABISHAI ARYEE		(6)		5:35.00	8:59.2			14	
	7	ANGELA LANDRY		(7)		5:48.00	9:20.1			16	
	8	KYLA RANKIN		(8)		5:55.00	9:31.4			17	
	9	HANNAH RHODES		(6)		6:24.00	10:18.1			19	
	10	LAUREN HEAD		(7)		6:33.00	10:32.5			20	
	11	SARAH HEAD		(6)		7:09.00	11:30.5			23	
	12	NAHARA ARYEE		(3)		7:21.00	11:49.8			24	
	13	ASHLEY JASPER		(3)		10:24.00	16:44.3			27	
Girls 9	1	EMILY MADDEN		(9)		4:49.00	7:45.2			5	
	2	ASHLEY MADDEN		(11)		5:00.00	8:02.9			6	

Dist	OA	Bib Name	GD	AgeGrp	AG	Start	1stH	2ndH	△	FinishTime+	Pace	5KEq	Clock Time	Score
5K	1	8533 Mitchell Driver (M21)	1	M20-24	OA	---				16:44.20	5:23.2	16.73	16:44.20	90.69
5K	2	405 Aaron Purser (M17)	2	M16-19	1st	---				16:55.00	5:26.7	16.92	16:55.00	92.74
5K	3	8458 Nikolai Horbovetz (M15)	3	M13-15	1st	---				17:03.47	5:29.4	17.05	17:03.47	94.77
5K	4	8522 Noe Nunez (M22)	4	M20-24	1st	---				17:06.11	5:30.3	17.10	17:06.11	88.35
5K	5	8241 Robert Gribble (M16)	5	M16-19	2nd	---				17:12.89	5:32.5	17.20	17:12.89	92.44
5K	6	8279 Chris Buxton (M17)	6	M16-19	3rd	---				17:32.15	5:38.7	17.53	17:32.15	89.47
5K	7	8467 Kenny Stice (M16)	7	M16-19	4th	---				17:34.05	5:39.3	17.57	17:34.05	90.51
5K	8	8261 Brandon Douglas (M17)	8	M16-19	5th	---				17:36.51	5:40.1	17.60	17:36.51	89.13
5K	9	8450 Rachel Johnson (F17)	1	F16-19	OA	---				17:45.53	5:43.0	17.75	17:45.53	00.17
5K	10	8380 Joe Landry (M43)	9	M40-44	MS	0.2				17:58.05	5:47.0	17.97	17:58.25	88.40
5K	11	8389 Ivan Houellemont (M16)	10	M16-19	6th	---				18:09.44	5:50.7	18.15	18:09.44	87.60
5K	12	8269 Walter Edstrom (M15)	11	M13-15	2nd	---				18:12.55	5:51.7	18.20	18:12.55	88.78
5K	13	8291 Alex Berghorn (M18)	12	M16-19	7th	---				18:15.95	5:52.8	18.25	18:15.95	85.01
5K	14	8297 Michael Held (M44)	13	M40-44	1st	---				18:21.25	5:54.5	18.35	18:21.25	87.05
5K	15	8302 Ryan Loehding (M37)	14	M35-39	1st	0.2				18:21.16	5:54.4	18.35	18:21.33	84.02
5K	16	8300 Mario Delgado (M39)	15	M35-39	2nd	---				18:21.49	5:54.5	18.35	18:21.49	84.78
5K	17	8344 Oneal Barnett (M36)	16	M35-39	3rd	---				18:48.22	6:03.1	18.80	18:48.22	81.66
5K	18	8461 Zach Hernandez (M16)	17	M16-19	8th	---				18:48.68	6:03.3	18.80	18:48.68	84.57
5K	19	8257 Tommy Smith (M44)	18	M40-44	2nd	---				18:56.26	6:05.7	18.93	18:56.26	84.37
5K	20	8228 Charles Gorman (M26)	19	M25-29	1st	---				19:03.00	6:07.9	19.05	19:03.00	78.75
5K	21	8316 Jeffry Key (M14)	20	M13-15	3rd	0.4				19:07.85	6:09.5	19.12	19:08.24	86.15
5K	22	8298 James Royal (M48)	21	CLYDES	1st	---				19:08.94	6:09.8	19.13	19:08.94	85.59
5K	23	8403 Kendall Howen (F16)	2	F16-19	1st	---				19:10.44	6:10.3	19.17	19:10.44	94.02
5K	24	8270 Andrew Berghorn (M16)	22	M16-19	9th	---				19:11.53	6:10.6	19.18	19:11.53	82.88
5K	25	8345 Prince Aryee (M38)	23	M35-39	4th	0.5				19:13.55	6:11.3	19.22	19:14.09	80.58
5K	26	8589 Guest 589 (M)	24	M*	1st	---				19:14.30	6:11.5	19.23	19:14.30	0.00
5K	27	8268 Michael Bassett (M15)	25	M13-15	4th	---				19:14.94	6:11.7	19.23	19:14.98	84.01
5K	28	8379 Jeff Hashe (M43)	26	M40-44	3rd	---				19:17.00	6:12.4	19.28	19:17.00	82.37
5K	29	8383 Jason Bogardus (M32)	27	M30-34	1st	---				19:19.00	6:13.0	19.32	19:19.00	78.38
5K	30	8337 Mark Trompeter (M13)	28	M13-15	5th	---				19:23.64	6:14.5	19.38	19:23.64	86.89
5K	31	8577 Grant Copeland (M15)	29	M13-15	6th	0.8				19:26.31	6:15.4	19.43	19:27.11	83.14
5K	32	8293 David Potter (M51)	30	M50-54	1st	---				19:34.66	6:18.1	19.57	19:34.66	85.45
5K	33	8248 Austin Schubert (M17)	31	M16-19	10th	---				19:38.54	6:19.3	19.63	19:38.54	79.90
5K	34	8311 Elijah James (M16)	32	M16-19	11th	---				19:41.38	6:20.3	19.68	19:41.38	80.78
5K	35	8411 J J Jenkins (M57)	33	M55-59	SR	0.7				19:42.76	6:20.7	19.70	19:43.51	88.97
5K	36	8271 Robert Alexander (M18)	34	M16-19	12th	---				19:44.76	6:21.3	19.73	19:44.76	78.62
5K	37	8470 Kris Nance (M33)	35	M30-34	2nd	---				19:45.33	6:21.5	19.75	19:45.33	76.89
5K	38	8259 Rexi Parcels (F17)	3	F16-19	2nd	---				19:57.02	6:25.3	19.95	19:57.02	89.12
5K	39	8469 Faraaz Haeri (M15)	36	M13-15	7th	---				20:05.10	6:27.9	20.08	20:05.10	80.45
5K	40	8459 Colton Barnet (M14)	37	M13-15	8th	---				20:05.31	6:28.0	20.08	20:05.31	82.00
5K	41	8324 Julie Wall (F27)	4	F25-29	1st	---				20:06.60	6:28.4	20.10	20:06.60	84.60
5K	42	8409 Manuel Houellemont (M41)	38	M40-44	4th	---				20:28.49	6:35.4	20.47	20:28.49	76.77
5K	43	8521 Jeff Dorrill (M49)	39	M45-49	1st	---				20:31.35	6:36.3	20.52	20:31.35	80.35
5K	44	8295 Michael Hundt (M34)	40	M30-34	3rd	---				20:33.27	6:37.0	20.55	20:33.27	74.15
5K	45	8280 Brad Sucher (M37)	41	M35-39	5th	1.4				20:34.98	6:37.5	20.57	20:36.36	74.96
5K	46	8242 Angela Eusery (F42)	5	F40-44	MS	0.4				20:37.84	6:38.4	20.62	20:38.19	86.83
5K	47	8420 George Morton (M45)	42	M45-49	2nd	---				20:38.58	6:38.7	20.63	20:38.58	77.88
5K	48	8378 Michael Hashe (M14)	43	M13-15	9th	---				20:40.54	6:39.3	20.67	20:40.54	79.69
5K	49	8244 Savannah Borgsmiller (F15)	6	F13-15	1st	---				20:43.52	6:40.3	20.72	20:43.52	88.39
5K	50	8346 Milko Medrano (M15)	44	M13-15	10th	---				20:46.98	6:41.4	20.77	20:46.98	77.81
5K	51	8247 Zoie Wilson (F14)	7	F13-15	2nd	---				20:48.74	6:41.9	20.80	20:48.74	89.73

GD Place among Females

△ Positive Split
 ▲ Negative Split

Timing provided by:
 DELTAVIEWTIMING.COM

5K	52	8333	Greg Baldwin (M43)	45	M40-44	5th	---	20:50.72	6:42.6	20.83	20:50.72	76.24
5K	53	8471	Breyers Lane (M23)	46	M20-24	2nd	---	20:52.49	6:43.1	20.87	20:52.49	72.17
5K	54	8347	Geancarlo Medrano (M15)	47	M13-15	11th	---	20:57.95	6:44.9	20.95	20:57.95	77.12
5K	55	8512	Mark Chavez (M29)	48	M25-29	2nd	2.7	20:55.50	6:44.1	20.92	20:58.20	71.89
5K	56	8235	Elijah Alexander-macias (M9)	49	M07-09	1st	---	21:10.06	6:48.8	21.17	21:10.06	90.73
5K	57	8399	Ronald Combs (M48)	50	M45-49	3rd	---	21:10.95	6:49.1	21.17	21:10.95	77.37
5K	58	8528	James Wagner (M18)	51	M16-19	13th	---	21:11.43	6:49.2	21.18	21:11.43	73.24
5K	59	8527	Dmitriy Chernikov (M18)	52	M16-19	14th	---	21:13.58	6:49.9	21.22	21:13.58	73.12
5K	60	8371	Robert Benson (M60)	53	M60-64	1st	0.5	21:28.75	6:54.8	21.47	21:29.22	83.86
5K	61	8276	Rob Gribble (M54)	54	M50-54	2nd	4.7	21:27.66	6:54.5	21.45	21:32.33	79.73
5K	62	8460	Andrew Barnet (M15)	55	M13-15	12th	---	21:44.80	7:00.0	21.73	21:44.80	74.35
5K	63	8246	Johnathan Mckinnis (M36)	56	M35-39	6th	---	21:55.77	7:03.5	21.92	21:55.77	70.05
5K	64	8410	Jason Zhou (M17)	57	M16-19	15th	---	21:59.48	7:04.7	21.98	21:59.48	71.36
5K	65	8526	Konstantin Chernikov (M23)	58	M20-24	3rd	---	22:04.12	7:06.2	22.07	22:04.12	68.25
5K	66	8313	Daniel Rosenfield (M15)	59	M13-15	13th	---	22:04.23	7:06.2	22.07	22:04.23	73.22
5K	67	8258	Tommy Nguyen (M31)	60	M30-34	4th	---	22:07.48	7:07.3	22.12	22:07.48	68.28
5K	68	8304	Linda Kelly (F58)	8	F55-59	SR	---	22:11.49	7:08.6	22.18	22:11.49	90.33
5K	69	8493	Michael Luchsinger (M29)	61	M25-29	3rd	2.7	22:12.94	7:09.0	22.20	22:15.63	67.74
5K	70	8274	Member 8274 (M)	62	M*	2nd	---	22:22.31	7:12.0	22.37	22:22.31	0.00
5K	71	8394	Milan Evans (M38)	63	M35-39	7th	6.9	22:15.46	7:09.8	22.25	22:22.38	69.60
5K	72	8503	Katy Steffan (F25)	9	F25-29	2nd	---	22:28.00	7:13.9	22.47	22:28.00	75.71
5K	73	8229	Richard Greene (M32)	64	M30-34	5th	---	22:39.55	7:17.6	22.65	22:39.55	66.85
5K	74	8511	Wendy Ulrich (F39)	10	F35-39	1st	---	22:48.12	7:20.4	22.80	22:48.12	77.33
5K	75	8454	Ashley Brown (F12)	11	F10-12	1st	---	22:51.71	7:21.5	22.85	22:51.71	85.75
5K	76	8401	Jake Hervey (M17)	65	M16-19	16th	---	22:54.36	7:22.4	22.90	22:54.36	68.51
5K	77	8239	Keith Wolling (M56)	66	M55-59	1st	---	22:55.00	7:22.6	22.92	22:55.00	75.84
5K	78	8332	Chase Mackey (M17)	67	M16-19	17th	---	22:56.38	7:23.0	22.93	22:56.38	68.41
5K	79	8474	Conner Day (M18)	68	M16-19	18th	0.1	22:56.64	7:23.1	22.93	22:56.73	67.65
5K	80	8457	Mark Horbovetz (M45)	69	M45-49	4th	---	23:00.13	7:24.2	23.00	23:00.13	69.86
5K	81	8312	Mark Wodek (M48)	70	M45-49	5th	2.1	23:00.22	7:24.2	23.00	23:02.33	71.20
5K	82	8402	John Ahrens (M51)	71	CLYDES	2nd	1.2	23:06.59	7:26.3	23.10	23:07.78	72.38
5K	83	8317	Tim Key (M39)	72	M35-39	8th	1.3	23:12.57	7:28.2	23.20	23:13.88	67.06
5K	84	8230	Lowell Handschke (M39)	73	M35-39	9th	---	23:16.59	7:29.5	23.27	23:16.59	66.86
5K	85	8451	Sean Hurley (F13)	12	F13-15	3rd	---	23:22.87	7:31.5	23.37	23:22.87	81.69
5K	86	8256	John Nance (M62)	74	M60-64	2nd	0.5	23:22.92	7:31.6	23.37	23:23.47	78.51
5K	87	8505	Brian Dalck (M36)	75	M35-39	10th	---	23:27.33	7:33.0	23.45	23:27.33	65.47
5K	88	8326	Steve Radford (M52)	76	M50-54	3rd	---	23:27.62	7:33.1	23.45	23:27.62	71.82
5K	89	8508	Heidi Nagel (F46)	13	F45-49	1st	---	23:30.12	7:33.9	23.50	23:30.12	77.97
5K	90	8455	Kristen Howell (F13)	14	F13-15	4th	---	23:32.30	7:34.6	23.53	23:32.30	81.11
5K	91	8331	Eric Mackey (M48)	77	M45-49	6th	2.3	23:31.08	7:34.2	23.52	23:33.34	69.63
5K	92	8335	Eric Nelson (M11)	78	M10-12	1st	0.7	23:36.44	7:35.9	23.60	23:37.17	75.51
5K	93	8452	Brian Hurley (M46)	79	M45-49	7th	4.5	23:37.05	7:36.1	23.62	23:41.52	68.46
5K	94	8587	Joe Clay (M40)	80	M40-44	6th	1.4	23:41.14	7:37.4	23.68	23:42.59	66.01
5K	95	8240	Jesse Puentes (M46)	81	M45-49	8th	---	23:46.96	7:39.3	23.77	23:46.96	68.02
5K	96	8250	Leslie Smith (F43)	15	F40-44	1st	0.1	23:50.47	7:40.4	23.83	23:50.53	75.53
5K	97	8224	Bill Blackburn (M71)	82	M70-74	1st	3.0	23:47.92	7:39.6	23.78	23:50.96	85.05
5K	98	8328	Kevin Davis (M41)	83	M40-44	7th	2.7	23:52.74	7:41.2	23.87	23:55.39	65.84
5K	99	8506	Mike Hacbriett (M50)	84	M50-54	4th	---	23:58.15	7:42.9	23.97	23:58.15	69.27
5K	100	8322	Thomas Beitinger (M65)	85	M65-69	1st	---	24:21.21	7:50.3	24.35	24:21.21	77.65
5K	101	8343	Terry Gonzalez (F55)	16	F55-59	1st	1.2	24:35.72	7:55.0	24.58	24:36.91	79.48
5K	102	8502	Gonzalo Ramirez (M54)	86	M50-54	5th	1.4	24:37.76	7:55.6	24.62	24:39.20	69.47
5K	103	8294	Bobby Hoskins (M39)	87	CLYDES	3rd	---	24:48.69	7:59.2	24.80	24:48.69	62.73

GD Place among Females

△ Positive Split
△ Negative Split

Timing provided by:
 DELTAVIEWTIMING.COM

5K	104	8325	A J O'Neal (F39)	17	F35-39	2nd	---	24:49.12	7:59.3	24.82	24:49.12	71.05
5K	105	8231	Tom Hall (M54)	88	M50-54	6th	0.9	24:51.88	8:00.2	24.85	24:52.79	68.82
5K	106	8340	Sigi Diaz (M56)	89	M55-59	2nd	---	24:54.21	8:00.9	24.90	24:54.21	69.80
5K	107	8226	Dennis Wade (M52)	90	M50-54	7th	0.8	24:53.95	8:00.9	24.88	24:54.78	67.69
5K	108	8307	Tad Wall (M54)	91	M50-54	8th	---	24:55.03	8:01.2	24.92	24:55.03	68.64
5K	109	8416	Jaekeun Song (M18)	92	M16-19	19th	---	24:58.66	8:02.4	24.97	24:58.66	62.14
5K	110	8350	Renee Mitchell (F45)	18	F45-49	2nd	3.4	25:01.25	8:03.2	25.02	25:04.62	72.80
5K	111	8227	Dianna Sulser (F53)	19	F50-54	1st	1.8	25:07.54	8:05.2	25.12	25:09.36	76.57
5K	112	8351	Charlene Johnson (F38)	20	F35-39	3rd	4.1	25:06.22	8:04.8	25.10	25:10.35	69.92
5K	113	8263	Brittany Middleton (F15)	21	F13-15	5th	6.2	25:08.00	8:05.4	25.13	25:14.24	72.86
5K	114	8391	Daysi Houellemont (F44)	22	F40-44	2nd	2.8	25:16.12	8:08.0	25.27	25:18.95	71.65
5K	115	8465	Katryn Herral (F11)	23	F10-12	2nd	---	25:23.52	8:10.4	25.38	25:23.52	79.56
5K	116	8285	Member 8285 (F)	24	F*	1st	---	25:27.72	8:11.7	25.45	25:27.72	0.00
5K	117	8579	Monica Rankin (F38)	25	F35-39	4th	---	25:32.34	8:13.2	25.53	25:32.34	68.73
5K	118	8265	Scott McKissick (M61)	93	M60-64	3rd	---	25:34.51	8:13.9	25.57	25:34.51	71.07
5K	119	8397	Jeffery Rhymes (M33)	94	M30-34	6th	11.3	25:23.40	8:10.3	25.38	25:34.65	59.83
5K	120	8388	Manuel Jr. Houellemont (M1	95	M13-15	14th	---	25:40.01	8:15.7	25.67	25:40.01	62.95
5K	121	8305	Ken Ashby (M57)	96	M55-59	3rd	---	25:46.59	8:17.8	25.77	25:46.59	68.03
5K	122	8234	Martha Macias-alexander (F	26	F30-34	1st	---	25:51.47	8:19.4	25.85	25:51.47	66.80
5K	123	8375	Gaby Ahrens (F43)	27	F40-44	3rd	3.2	25:49.31	8:18.7	25.82	25:52.56	69.73
5K	124	8396	Day-Ruey Liu (M51)	97	M50-54	9th	---	25:53.79	8:20.1	25.88	25:53.79	64.59
5K	125	8364	Scott Head (M36)	98	M35-39	11th	10.5	25:43.60	8:16.8	25.72	25:54.08	59.70
5K	126	8223	Kenny Gardner (M57)	99	M55-59	4th	9.6	25:52.64	8:19.7	25.87	26:02.23	67.76
5K	127	8282	Judy Schirato (F48)	28	F45-49	3rd	4.0	26:03.66	8:23.3	26.05	26:07.71	71.24
5K	128	8412	Hanjung Song (M47)	100	M45-49	9th	---	26:12.00	8:26.0	26.20	26:12.00	62.10
5K	129	8395	Jim Cavanaugh (M50)	101	M50-54	10th	10.9	26:09.14	8:25.1	26.15	26:20.08	63.48
5K	130	8540	Michael Xing (M19)	102	M16-19	20th	---	26:27.94	8:31.1	26.45	26:27.94	58.12
5K	131	8334	Brenda Nelson (F44)	29	F40-44	4th	2.5	26:30.56	8:32.0	26.50	26:33.09	68.32
5K	132	8292	Caitlin Schultz (F16)	30	F16-19	3rd	---	26:45.91	8:36.9	26.75	26:45.91	67.36
5K	133	8509	Nick Hirsch (M29)	103	M25-29	4th	---	26:47.54	8:37.4	26.78	26:47.54	56.15
5K	134	8299	Vanessa Chavez (F27)	31	F25-29	3rd	4.2	26:45.04	8:36.6	26.75	26:49.21	63.57
5K	135	8353	Ty Gray (M15)	104	M13-15	15th	---	26:50.44	8:38.4	26.83	26:50.44	60.21
5K	136	8288	Tina Jasper (F46)	32	F45-49	4th	---	26:51.00	8:38.5	26.85	26:51.00	68.24
5K	137	8320	Cynthia Thomas (F58)	33	F55-59	2nd	---	26:54.74	8:39.7	26.90	26:54.74	74.49
5K	138	8236	Vernon Hodge (M56)	105	M55-59	5th	4.9	26:49.83	8:38.2	26.82	26:54.74	64.81
5K	139	8281	Milton Andrews (M50)	106	M50-54	11th	---	27:00.64	8:41.6	27.00	27:00.64	61.48
5K	140	8495	Pamela Dybvad (F57)	34	F55-59	3rd	4.5	27:07.35	8:43.8	27.12	27:11.84	73.26
5K	141	8517	Ray Maldonado (M28)	107	M25-29	5th	5.8	27:16.84	8:46.8	27.27	27:22.59	55.08
5K	142	8516	Alexis Johnson (F16)	35	F16-19	4th	---	27:22.63	8:48.7	27.37	27:22.63	65.85
5K	143	8453	Joshua Brinks (M8)	108	M07-09	2nd	---	27:23.08	8:48.9	27.38	27:23.08	73.38
5K	144	8238	Hans Brinks (M47)	109	M45-49	10th	---	27:24.55	8:49.3	27.40	27:24.55	59.38
5K	145	8360	Barbara Ellis (F59)	36	F55-59	4th	1.9	27:23.79	8:49.1	27.38	27:25.67	73.83
5K	146	8518	Tim Pennington (M43)	110	M40-44	8th	6.4	27:20.65	8:48.1	27.33	27:27.10	58.11
5K	147	8352	Joseph Gremillion (M45)	111	CLYDES	4th	5.5	27:24.85	8:49.4	27.40	27:30.33	58.64
5K	148	8393	Henry Tam (M55)	112	M55-59	6th	7.4	27:24.09	8:49.2	27.40	27:31.54	62.92
5K	149	8349	Debbie Brewer (F50)	37	F50-54	2nd	---	27:38.03	8:53.7	27.63	27:38.03	68.08
5K	150	8336	Charlie Gonzalez (M57)	113	M55-59	7th	---	27:44.11	8:55.6	27.73	27:44.11	63.20
5K	151	8468	Xinji Li (M60)	114	M60-64	4th	6.6	27:42.49	8:55.1	27.70	27:49.13	64.99
5K	152	8500	Mike Catt (M56)	115	M55-59	8th	6.6	27:44.74	8:55.8	27.73	27:51.38	62.67
5K	153	8520	Larry Mccarty (M69)	116	M65-69	2nd	5.6	27:48.13	8:56.9	27.80	27:53.76	71.07
5K	154	8315	Greg Wrobel (M63)	117	M60-64	5th	3.8	27:52.64	8:58.4	27.87	27:56.42	66.48
5K	155	8245	B J Bjorklund (M62)	118	M60-64	6th	3.7	27:55.25	8:59.2	27.92	27:58.91	65.71

5K	156	8359	June Orth (F46)	38	F45-49	5th	2.7	28:04.68	9:02.2	28.07	28:07.37	65.28
5K	157	8310	Bill Johnson (M70)	119	M70-74	2nd	4.8	28:06.92	9:03.0	28.10	28:11.69	71.13
5K	158	8513	Alexandra Hunt (F19)	39	F16-19	5th	7.2	28:04.74	9:02.3	28.07	28:11.98	62.08
5K	159	8339	Dean Jordan (M44)	120	M40-44	9th	6.1	28:08.13	9:03.4	28.13	28:14.25	56.78
5K	160	8515	Caroline Hunt (F17)	40	F16-19	6th	6.3	28:08.23	9:03.4	28.13	28:14.53	63.20
5K	161	8514	Russell Hunt (M29)	121	M25-29	6th	6.1	28:08.96	9:03.6	28.13	28:15.04	53.45
5K	162	8392	Jackie King (F47)	41	F45-49	6th	---	28:17.43	9:06.4	28.28	28:17.43	65.19
5K	163	8374	Bob Stephens (M38)	122	M35-39	12th	---	28:18.86	9:06.8	28.30	28:18.86	54.72
5K	164	8221	Marylyn Patrick (F66)	42	F65-69	1st	2.2	28:16.84	9:06.2	28.27	28:19.06	76.62
5K	165	8390	Jim Fleck (M44)	123	M40-44	10th	---	28:19.60	9:07.0	28.32	28:19.60	56.41
5K	166	8301	Debbie Tressa (F55)	43	F55-59	5th	5.7	28:16.29	9:06.0	28.27	28:22.01	69.12
5K	167	8284	Lisa Tang (F49)	44	F45-49	7th	---	28:39.65	9:13.5	28.65	28:39.65	65.22
5K	168	8463	Jake Lambke (M8)	124	M07-09	3rd	---	28:44.15	9:15.0	28.73	28:44.15	69.93
5K	169	665	April Mims (F37)	45	F35-39	6th	---	28:48.00	9:16.2	28.80	28:48.00	60.67
5K	170	8329	Freddie Smith (M65)	125	M65-69	3rd	5.4	28:44.02	9:14.9	28.73	28:49.41	65.81
5K	171	8330	Bob Luchsinger (M60)	126	M60-64	7th	5.7	28:44.02	9:14.9	28.73	28:49.69	62.65
5K	172	8372	Tami Ishii (F38)	46	F35-39	5th	10.5	28:40.76	9:13.9	28.67	28:51.26	61.22
5K	173	8539	kees Negaard (M25)	127	M25-29	7th	9.3	28:51.91	9:17.4	28.85	29:01.17	52.02
5K	174	8578	Kyla Rankin (F8)	47	F07-09	1st	---	29:04.48	9:21.5	29.07	29:04.48	78.35
5K	175	8232	Mike Colvin (M57)	128	M55-59	9th	---	29:15.30	9:25.0	29.25	29:15.30	59.93
5K	176	8541	Charles Castul (M30)	129	M30-34	7th	8.3	29:11.16	9:23.6	29.18	29:19.49	51.62
5K	177	8377	Donna Hashe (F42)	48	F40-44	5th	---	29:22.98	9:27.5	29.37	29:22.98	60.96
5K	178	8532	Doug Roberts (M49)	130	M45-49	11th	8.7	29:16.06	9:25.2	29.27	29:24.75	56.33
5K	179	8519	Victor Hagemann (M69)	131	M65-69	4th	4.5	29:43.50	9:34.1	29.72	29:47.99	66.49
5K	180	8303	Cathy Salazar (F46)	49	F45-49	8th	---	29:48.74	9:35.7	29.80	29:48.74	61.49
5K	181	8479	Chris Vanderslice (M41)	132	M40-44	11th	6.2	29:45.95	9:34.8	29.75	29:52.20	52.82
5K	182	8361	Whit Ellis (M58)	133	M55-59	10th	3.0	29:56.28	9:38.2	29.93	29:59.28	59.07
5K	183	8338	Yvonne Nyanjui (F28)	50	F25-29	4th	1.6	30:03.10	9:40.4	30.05	30:04.73	56.64
5K	184	8357	Ray King (M47)	134	M45-49	12th	4.3	30:07.75	9:41.9	30.12	30:12.03	54.02
5K	185	8218	Gabe Abene (M75)	135	M75-79	1st	4.5	30:14.40	9:44.0	30.23	30:18.88	70.36
5K	186	8296	Fran Jensen (F63)	51	F60-64	1st	5.1	30:22.21	9:46.5	30.37	30:27.28	69.14
5K	187	8386	Jeanne Pitz (F60)	52	F60-64	2nd	---	30:32.08	9:49.7	30.53	30:32.08	66.82
5K	188	8573	Jill Lambouses (F37)	53	F35-39	7th	---	30:38.22	9:51.7	30.63	30:38.22	57.04
5K	189	8576	Alyssa Lambouses (F7)	54	F07-09	2nd	---	30:48.06	9:54.8	30.80	30:48.06	77.82
5K	190	8575	Niko Lambouses (M9)	136	M07-09	4th	---	30:50.37	9:55.6	30.83	30:50.37	62.28
5K	191	8363	Kelly Head (F35)	55	F35-39	8th	9.0	30:53.40	9:56.6	30.88	31:02.41	56.12
5K	192	8537	Ethan Strong (M19)	137	M16-19	21th	---	31:07.57	10:01.1	31.12	31:07.57	49.41
5K	193	8568	Michael Mitsynskyy (M7)	138	M07-09	5th	---	31:16.40	10:04.0	31.27	31:16.40	67.64
5K	194	8277	Sue Wallace (F52)	56	F50-54	3rd	8.2	31:08.76	10:01.5	31.13	31:17.00	61.31
5K	195	8476	Brad Schrader (M55)	139	M55-59	11th	4.7	31:12.33	10:02.6	31.20	31:17.06	55.25
5K	196	8222	Angelo Prieto (M58)	140	M55-59	12th	---	31:19.03	10:04.8	31.32	31:19.03	56.46
5K	197	8267	Jill Davidson (F32)	57	F30-34	2nd	---	31:20.01	10:05.1	31.33	31:20.01	54.76
5K	198	8456	Jamie Allred (F27)	58	F25-29	5th	---	31:41.02	10:11.9	31.68	31:41.02	53.67
5K	199	8355	Olivia J Welkener (F14)	59	F13-15	6th	9.1	31:35.49	10:10.1	31.58	31:44.55	59.10
5K	200	8404	Debye Humphrey (F56)	60	F55-59	6th	3.6	31:42.17	10:12.3	31.70	31:45.82	62.14
5K	201	8253	Kiana Silva (F13)	61	F13-15	7th	---	32:09.19	10:20.9	32.15	32:09.19	59.37
5K	202	8308	Jessica Wall (F23)	62	F20-24	1st	---	32:13.56	10:22.4	32.22	32:13.56	52.98
5K	203	8219	Don Wallace (M57)	141	M55-59	13th	---	32:16.94	10:23.4	32.27	32:16.94	54.32
5K	204	8398	Nancy Johnson (F53)	63	F50-54	4th	6.6	32:17.84	10:23.7	32.28	32:24.43	59.57
5K	205	8475	Mary Salter (F67)	64	F65-69	2nd	---	32:29.74	10:27.6	32.48	32:29.74	67.40
5K	206	8290	Richard J. Smith (M63)	142	M60-64	8th	7.3	32:29.02	10:27.3	32.48	32:36.35	57.03
5K	207	8535	Andrew Trout (M18)	143	M16-19	22th	---	32:37.34	10:30.0	32.62	32:37.34	47.57

5K	208	8524	William Rhodes (M37)	144	M35-39	13th	---	32:38.90	10:30.5	32.63	32:38.90	47.24
5K	209	8584	Stefani Van Tyne (F18)	65	F16-19	7th	---	32:43.22	10:31.9	32.72	32:43.22	53.74
5K	210	8341	Mark Salamasick (M56)	145	M55-59	14th	8.0	32:42.45	10:31.7	32.70	32:50.45	53.15
5K	211	8225	Thomas Vaughn (M64)	146	M60-64	9th	5.4	32:49.41	10:33.9	32.82	32:54.83	57.03
5K	212	8510	Tim Hawboldt (M48)	147	M45-49	13th	9.0	32:49.58	10:33.9	32.82	32:58.58	49.90
5K	213	8462	Madison Munson (F17)	66	F16-19	8th	---	33:04.40	10:38.7	33.07	33:04.40	53.77
5K	214	8376	Angela Ahrens (F14)	67	F13-15	8th	2.7	33:20.49	10:43.9	33.33	33:23.20	55.99
5K	215	8566	Valentina Mitsynskyy (F31)	68	F30-34	3rd	---	33:37.93	10:49.5	33.62	33:37.93	50.91
5K	216	8264	Jim Middleton (M46)	148	M45-49	14th	7.3	33:33.20	10:48.0	33.55	33:40.49	48.19
5K	217	8582	Jay Madden (M39)	149	M35-39	14th	8.7	33:36.34	10:49.0	33.60	33:45.02	46.30
5K	218	8368	Melanie Morris (F50)	69	F50-54	5th	8.7	33:54.79	10:54.9	33.90	34:03.47	55.50
5K	219	8385	Peter Goodspeed (M59)	150	M55-59	15th	7.2	34:23.09	11:04.0	34.38	34:30.29	51.88
5K	220	8382	Stefani Mulligan (F31)	70	F30-34	4th	---	34:36.40	11:08.3	34.60	34:36.40	49.46
5K	221	8536	Erika Strong (F30)	71	F30-34	5th	---	34:47.80	11:12.0	34.78	34:47.80	49.09
5K	222	8408	Carrie Grissom (F25)	72	F25-29	6th	9.2	35:10.37	11:19.3	35.17	35:19.57	48.37
5K	223	8400	Al Angell (M70)	151	M70-74	3rd	---	35:25.29	11:24.1	35.42	35:25.29	56.44
5K	224	8233	Barbara Bowen (F65)	73	F65-69	3rd	---	35:59.13	11:35.0	35.98	35:59.13	59.56
5K	225	8415	Hyunkeun Song (M16)	152	M16-19	23th	14.2	35:46.37	11:30.9	35.77	36:00.61	44.45
5K	226	8367	Dennis Chupp (M53)	153	M50-54	12th	1.4	36:24.10	11:43.0	36.40	36:25.48	46.62
5K	227	8413	Sangok Kim (F44)	74	F40-44	6th	13.4	36:14.05	11:39.8	36.23	36:27.47	49.96
5K	228	8366	Tina Knight (F39)	75	F35-39	9th	---	36:29.38	11:44.7	36.48	36:29.38	48.33
5K	229	8414	Janice Snyder (F63)	76	F60-64	3rd	5.5	36:45.81	11:50.0	36.75	36:51.29	57.13
5K	230	8327	Jim Hannon (M57)	154	M55-59	16th	12.5	36:52.62	11:52.2	36.87	37:05.07	47.54
5K	231	8217	Bettye Haynes (F73)	77	F70-74	1st	3.9	37:29.96	12:04.2	37.48	37:33.90	62.69
5K	232	8273	Jacob Andrews (M15)	155	M13-15	16th	9.8	37:35.14	12:05.9	37.58	37:44.96	42.99
5K	233	8489	Kimberly Barnett (F41)	78	F40-44	7th	11.0	37:46.14	12:09.4	37.77	37:57.09	47.15
5K	234	8348	Andrew Rivera (M16)	156	M16-19	24th	---	38:20.58	12:20.5	38.33	38:20.58	41.48
5K	235	8472	Lloyd Hormell (M71)	157	M70-74	4th	---	38:22.41	12:21.1	38.37	38:22.41	52.72
5K	236	8480	Cristi Vanderslice (F42)	79	ATHENA	1st	---	38:34.32	12:24.9	38.57	38:34.32	46.42
5K	237	8586	Chrystal Harvey (F16)	80	F16-19	9th	---	38:43.38	12:27.8	38.72	38:43.38	46.54
5K	238	8254	Lila Silva (F11)	81	F10-12	3rd	3.6	38:48.30	12:29.4	38.80	38:51.94	52.05
5K	239	8252	Janice Casper (F36)	82	F35-39	10th	3.4	38:52.86	12:30.9	38.87	38:56.22	44.77
5K	240	8585	William Schleicher (M15)	158	M13-15	18th	8.2	38:56.88	12:32.2	38.93	39:05.05	41.50
5K	241	8417	Taekeun Song (M14)	159	M13-15	17th	14.4	38:53.91	12:31.2	38.88	39:08.35	42.35
5K	242	8251	Alex Jones (M35)	160	M35-39	15th	---	39:14.91	12:38.0	39.23	39:14.91	38.98
5K	243	8354	Olivia Welkener (F44)	83	F40-44	8th	9.3	39:14.45	12:37.8	39.23	39:23.75	46.14
5K	244	8262	Ruth Olinger (F67)	84	F65-69	4th	4.4	39:24.00	12:40.9	39.40	39:28.37	55.57
5K	245	8384	Ed Humphrey (M59)	161	M55-59	17th	4.3	39:25.53	12:41.4	39.42	39:29.87	45.25
5K	246	8538	Maria Johnston (F73)	85	F70-74	2nd	---	39:38.05	12:45.4	39.63	39:38.05	59.28
5K	247	8583	Kim Madden (F38)	86	F35-39	11th	7.9	40:02.21	12:53.2	40.03	40:10.16	43.84
5K	248	8369	Tim Johnson (M53)	162	M50-54	13th	7.1	40:37.11	13:04.4	40.62	40:44.20	41.78
5K	249	8477	Jean Jordan (F43)	87	F40-44	9th	6.8	40:55.91	13:10.5	40.92	41:02.71	43.99
5K	250	8306	Bobby Clark (M53)	163	CLYDES	5th	10.5	42:13.76	13:35.5	42.22	42:24.30	40.20
5K	251	8216	William Swafford (M58)	164	CLYDES	6th	13.7	42:52.22	13:47.9	42.87	43:05.88	41.24
5K	252	8525	Kristen Santini (F25)	88	F25-29	7th	---	44:20.16	14:16.2	44.33	44:20.16	38.37
5K	253	8309	Bill Santini (M53)	165	M50-54	14th	---	44:21.59	14:16.7	44.35	44:21.59	38.26
5K	254	8370	Mary Lewellyn (F59)	89	F55-59	7th	---	46:14.97	14:53.2	46.23	46:14.97	43.73
5K	255	8580	Mary Gurn (F38)	90	F35-39	12th	11.4	50:51.63	16:22.2	50.85	51:03.01	34.51
5K	256	8581	Amy Haughrey (F39)	91	F35-39	13th	11.8	52:48.42	17:00.2	52.80	53:00.18	33.39
5K	257	8484	Elaine Kellam (F69)	92	F65-69	5th	15.0	53:58.98	17:22.5	53.97	54:14.02	41.49
5K	258	8487	Ken Kellam III (M45)	166	M45-49	15th	14.8	53:59.52	17:22.7	53.98	54:14.33	29.77

Dist	OA	Bib Name	GD	AgeGrp	AG	Start	1stH	2ndH	△	FinishTime+	Pace	5KEq	Clock Time	Score
1K	1	9747 David Hashe (M12)		Boys 9-1	1st	---				4:04.00	6:32.7	24.04	4:04.00	71.92
1K	2	9748 Michael Wynn (M11)		Boys 9-1	2nd	---				4:23.00	7:03.3	25.91	4:23.00	68.77
1K	3	9762 Jacob Erickson (M11)		Boys 9-1	3rd	---				4:25.00	7:06.5	26.11	4:25.00	68.26
1K	4	9750 Ashleigh Griffin (F7)		Girls 0-8	1st	---				4:46.00	7:40.3	28.18	4:46.00	85.07
1K	5	9753 Emily Madden (F9)		Girls 9-1	1st	---				4:49.00	7:45.2	28.47	4:49.00	76.44
1K	6	9752 Ashley Madden (F11)		Girls 9-1	2nd	---				5:00.00	8:02.9	29.56	5:00.00	68.33
1K	7	9740 Nicholas Landry (M5)		Boys 0-8	1st	---				5:06.00	8:12.5	30.15	5:06.00	79.17
1K	8	9761 Michael Mitsynsky (M7)		Boys 0-8	2nd	---				5:07.00	8:14.1	30.25	5:07.00	69.92
1K	9	9758 Niko Lambouses (M9)		Boys 9-1	4th	---				5:11.00	8:20.6	30.64	5:11.00	62.68
1K	10	9763 Abbey Erickson (F8)		Girls 0-8	2nd	---				5:16.00	8:28.6	31.13	5:16.00	73.15
1K	11	9759 Alyssa Lambouses (F7)		Girls 0-8	3rd	---				5:17.00	8:30.2	31.23	5:17.00	76.75
1K	12	9755 Kelsey Madden (F6)		Girls 0-8	4th	---				5:20.00	8:35.0	31.53	5:20.00	80.51
1K	13	9745 Madison Blackstock (F7)		Girls 0-8	5th	---				5:34.00	8:57.6	32.91	5:34.00	72.84
1K	14	9738 Abishai Aryee (F6)		Girls 0-8	6th	---				5:35.00	8:59.2	33.00	5:35.00	76.90
1K	15	9746 Judah Alexander (M4)		Boys 0-8	3rd	---				5:39.00	9:05.6	33.40	5:39.00	76.67
1K	16	9739 Angela Landry (F7)		Girls 0-8	7th	---				5:48.00	9:20.1	34.28	5:48.00	69.91
1K	17	9760 Kyla Rankin (F8)		Girls 0-8	8th	---				5:55.00	9:31.4	34.97	5:55.00	65.12
1K	18	9751 William Liu (M9)		Boys 9-1	5th	---				6:00.00	9:39.4	35.47	6:00.00	54.15
1K	19	9743 Hannah Rhodes (F6)		Girls 0-8	9th	---				6:24.00	10:18.1	37.83	6:24.00	67.09
1K	20	9754 Lauren Head (F7)		Girls 0-8	10th	---				6:33.00	10:32.5	38.72	6:33.00	61.91
1K	21	9749 Carson Griffin (M5)		Boys 0-8	4th	---				6:48.00	10:56.7	40.20	6:48.00	59.38
1K	22	9764 Shiv Kanthalu (M6)		Boys 0-8	5th	---				7:06.00	11:25.7	41.97	7:06.00	53.36
1K	23	9756 Sarah Head (F6)		Girls 0-8	11th	---				7:09.00	11:30.5	42.26	7:09.00	60.05
1K	24	9744 Nahara Aryee (F3)		Girls 0-8	12th	---				7:21.00	11:49.8	43.45	7:21.00	72.15
1K	25	9742 Tommy Rhodes (M2)		Boys 0-8	6th	---				8:57.00	14:24.3	52.90	8:57.00	56.86
1K	26	9741 Daniel Gremillion (M4)		Boys 0-8	7th	---				9:15.00	14:53.3	54.68	9:15.00	46.83
1K	27	9737 Ashley Jasper (F3)		Girls 0-8	13th	---				10:24.00	16:44.3	61.48	10:24.00	50.99

GD Place among Females

△ Positive Split
 △ Negative Split

Timing provided by:
 DELTAVIEWTIMING.COM